



Tips for writing ALMA proposals

John Carpenter
March 22, 2022

Have a good idea!



Is the idea clear to you?

What will you learn and achieve?

Why should others care?




Be excited!

If you are not excited by the idea,
neither will the reviewer.

Has it been done already?



Read the literature




Read abstracts of accepted proposals



Search the ALMA Archive



Check the observing queue



Read the documentation



ALMA Cycle 9 Proposer's Guide




1 What's new in Cycle 9

This section summarizes significant changes made since Cycle 8 2021. Any changes, clarifications, or bugs that are discovered after the publication of this Proposer's Guide will be documented in the Knowledgebase Article:

[What Cycle 9 proposal issues and clarifications should I be aware of before submitting my proposal?](#)

Proposers should check this article regularly, especially just before submitting their proposals.



www.almascience.org

ALMA, an international astronomy facility, is a partnership of ESO (representing its member states), NSF (USA) and NINS (Japan), together with NRC (Canada), MOST and ASIAA (Taiwan), and KASI (Republic of Korea), in cooperation with the Republic of Chile. The Joint ALMA Observatory is operated by ESO, AUI/NRAO and NAOJ.

Dual anonymous format



Proposals must be written following the dual anonymous review guidelines



Basic principle is that the proposal should not reveal the proposal team



Reviewers should focus on the proposed science, and not the proposal team



Guidelines provided on the ALMA Science Portal (Proposing => ALMA Proposal Review).

Review criteria



Overall scientific merit

- Does the proposal clearly indicate which important, outstanding questions will be addressed?
- Will the proposed observations have a high scientific impact on this particular field and address the specific science goals of the proposal?
- Does the proposal clearly describe how the data will be analyzed in order to achieve the science goals?




Suitability of the observations to achieve the scientific goals

- Is the choice of target (or targets) clearly described and well justified?
- Are the requested signal-to-noise ratio, angular resolution, largest angular scale, and spectral setup sufficient to achieve the science goals?
- Does the proposal justify why new observations are needed to achieve the goals?

Know your audience



Reviewers knowledgeable but not necessarily experts



Give big picture on why your proposal is important

Goal of the proposal



Get the reviewer excited about your idea!

Reviewer perspective



- what is the goal of the proposal?
- why is this important?
- how are they going to achieve it?
- why is this proposal more important than the other proposals?

Help the reviewer



- reviewers will be reading 10+ proposals - make it easy for them!
- importance should be understandable to a non-expert
- proposal needs to be clear, concise, and explicit
 - avoid acronyms and jargon, or at least define them
 - do not assume the reviewer will infer your point: say it directly!

Proposal components



Abstract



Scientific Justification



Technical Justification



Abstract



Succinctly and powerfully convey the goal of the proposal



Abstract structure



Proposal 2019.1.00061.S, PI: Richard Ellis

Determining the period when the first galaxies emerged from a dark intergalactic medium represents a fundamental milestone in assembling a coherent picture of cosmic history. Recent surveys of $z \sim 7-9$ galaxies have revealed a population whose red Spitzer IRAC colours either indicate contamination from intense optical emission lines or the presence of a Balmer break due to a mature stellar population. **Accurate redshifts are needed to distinguish between these two hypotheses.** One example was confirmed via [O III] emission with ALMA at $z=9.11$ whose Balmer break indicates the onset of star formation occurred as early as $z \sim 15 \pm 2$. We propose to follow up the only further similar $z \sim 9$ candidate accessible with ALMA **to determine if this initial result is a representative indicator of when galaxies first emerged from the Dark Ages.**

Background

Problem

Objective

Strategy

Significance

The abstract should convey these elements, but the order can vary. Many abstracts start with “We propose...”

Abstract



Write a clear, concise, and coherent narrative that will excite the reviewer about the project

- do not merely copy portions of the Scientific Justification into the Abstract

Do not repeat the Abstract in the Scientific Justification

- wastes precious space



Scientific Justification: Example outline



Introduction (1 page)

- big picture
- specific problem to be solved
- previous work and unsolved issues
- summary of what you propose to do

4 pages total

~ 2 pages for text

~ 2 pages for figures / tables

=> must be concise!



Methodology (2.5 pages)

- what will you observe and why
- what data you need
- analytic techniques
- plan for interpreting the results and expected impact



Description of observations (0.5 pages)

- salient points only: refer to Technical Justification for details

Scientific Justification: Introduction



Crucial, but often formulaic:



- Motivation : What is the big picture and why is it important?
- Specific problem : What problem are you going to solve?
- Context : Why can't previous work solve the problem?
- Objectives : We need to measure ...
- Strategy : In this proposal, we will



If the reviewer is not excited by your proposal after the first page, it likely will be ranked poorly.

Scientific Justification: Methodology



What will you do with ALMA?

- present specific goals
- describe source(s) to be observed
- requested ALMA data



How will you analyze the data?

- describe analysis techniques / models
- ALMA/CASA simulations are often useful



Expected results and impact

- common (and successful) formula:
 - observe $X \Rightarrow$ prefer model A
 - observe $Y \Rightarrow$ prefer model B

Justify the target(s)



Why is this the best source(s) to achieve the science goals?

- closest, to provide the best spatial resolution?
- brightest, to provide the best signal to noise?
- unique?
- wealth of ancillary data?

Survey proposals



List clear, explicit selection criteria

- for example, we selected all sources in Taurus
 - brighter than 10 mJy in the continuum and
 - spectral types between M6 and M9 and
 - no known binary companion

Justify the sample size! Reviewers like ...

- complete samples
 - all sources brighter than ...
- samples that tie to a quantitative statistics measure
 - by observing 20 sources, we can measure the slope of the mass-luminosity relation to an accuracy of 10%
- samples that extend previous observations by a lot (e.g., 10 times more objects)



Detection experiments



Aim for a significant detection (at least 3 sigma, if not higher)

- 2 sigma detection will not convince anyone



If source is not detected, explain the implications of an upper limit and why it is important.

Figures




Figures should be simple and clearly convey a significant point.

- they can better convey the message than dense text
- reviewers will look at the figures (and abstract) to refresh their memory of a proposal, so figures/captions should convey the story of the proposal.



Tell the reviewer what is the point of the figure in the caption.

- do not assume the reviewer will determine the point on their own



Figures and captions should be easily readable

- avoid small fonts and dense spacing

Scientific Justification: Description of observations




Provide brief summary of the observational setup

- angular resolution, largest angular scale, sensitivity, lines
- refer reader to the Technical Justification for the details
- if it is important, put it in the Scientific Justification to make the sure the reviewer sees it



Scientific Justification: References



Reference recent literature

- it conveys you are up-to-date on the latest results

Acknowledge other authors work

- while it is not possible to reference everyone, reviewers may get annoyed if you only reference your own work



Do not assume reviewers will consult the references. If it is important, explain it in the Scientific Justification.

Technical Justification



OT performs (most) technical validations

=> your proposal is technically doable in terms of sensitivity, resolution, etc...

Sensitivity

Angular
resolution

Largest
angular scale

Correlator
setup

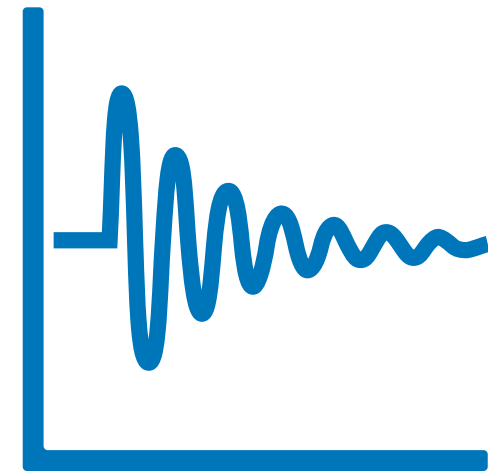
Convince the reviewer that the technical set up...

- can achieve the scientific goals of the proposal
- is the best setup to achieve the science goals
- uses ALMA time in the most efficient way

Technical Justification



Sensitivity



- explain in detail how you derived the necessary sensitivity
- if applicable, discuss mosaic strategy or strategy to optimize a survey
- include references to support your assumptions



Repeat critical information from the Technical Justification in the Scientific Justification. For example, the observed lines, continuum band, angular resolution, etc...

Technical Justification



Angular resolution and largest angular scale

- explain why you chose the requested angular resolution and largest angular scale (be quantitative)
- include references to support your assumptions



Repeat critical information from the Technical Justification in the Scientific Justification. For example, the observed lines, continuum band, angular resolution, etc...

Technical Justification



Correlator setup



- explain why you chose the observed band / lines
- need to justify Band 6 vs. Band 7 continuum, ^{12}CO 2-1 vs. ^{12}CO 1-0, etc...
- if observing extra lines for “free” to maximize archival value/serendipity, then say so.



Repeat critical information from the Technical Justification in the Scientific Justification. For example, the observed lines, continuum band, angular resolution, etc...

Technical Justification: Things to consider




High frequencies and high resolution are challenging during afternoon/early-evening and Chilean summer.



Examine time of year and time of day your source would be observed given the configuration schedule and weather (see next slide).

- consider if a different combination of configuration / band would be more favorable
- mention this in the Technical Justification; it shows you are careful



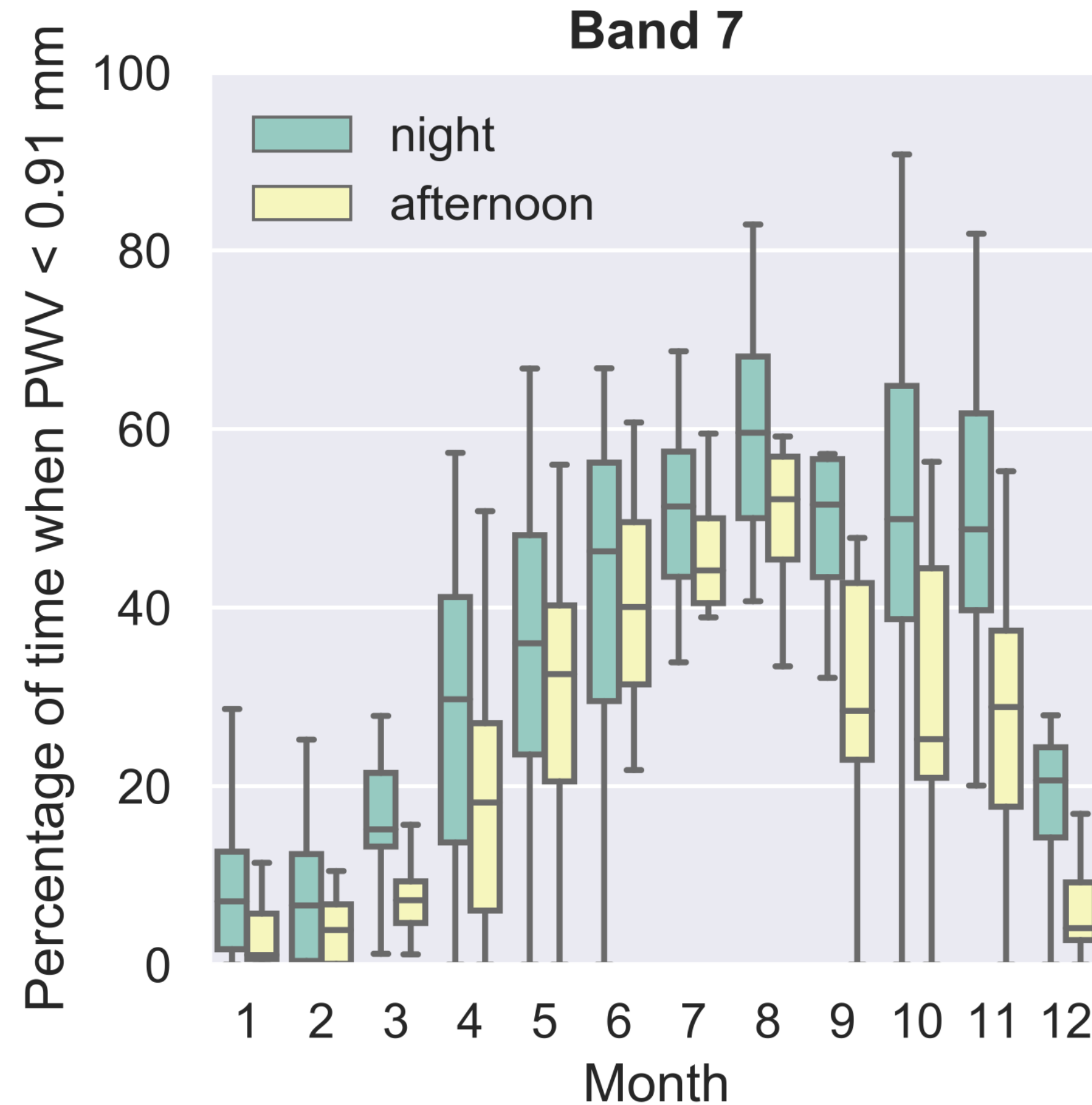
Reviewers are aware that high frequencies are challenging.

- proposal must justify why the science cannot be achieved at a lower frequency
- may even be worthwhile to mention in Scientific Justification

Weather and configuration schedule



PWV vs. month of the year



Figures 2 and 3 in Proposer's Guide

Configuration schedule

Table 2: Planned 12-m Array Configuration Schedule for Cycle 9

Start date	Configuration	Longest baseline	LST for best observing conditions
2022 October 1	C-3	0.50 km	~ 22—10 h
2022 October 20	C-2	0.31 km	~ 23—11 h
2022 November 10	C-1	0.16 km	~ 1—13 h
2022 November 30	C-2	0.31 km	~ 2—14 h
2022 December 20	C-3	0.50 km	~ 4—15 h
2023 January 10	C-4	0.78 km	~ 5—17 h

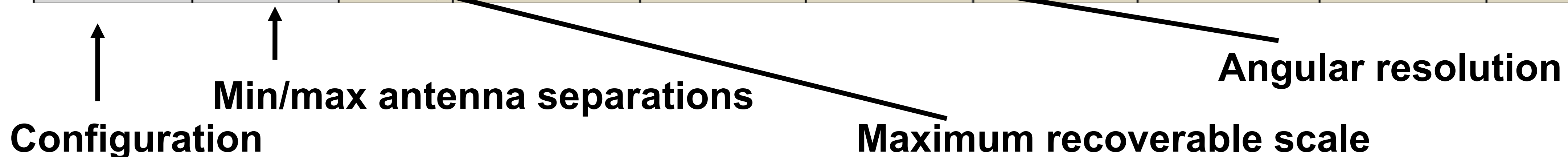
Table 2 in Proposer's Guide

Configuration properties



Table A-1: Angular Resolutions (AR) and Maximum Recoverable Scales (MRS) for ALMA configurations

Config	Lmax		Band 3	Band 4	Band 5	Band 6	Band 7	Band 8	Band 9	Band 10
			100 GHz	150 GHz	185 GHz	230 GHz	345 GHz	460 GHz	650 GHz	870 GHz
7-m	45 m	AR	12.5''	8.4''	6.8'' ¥	5.5''	3.6''	2.7''	1.9''	1.4''
	9 m	MRS	66.7''	44.5''	36.1''	29.0''	19.3''	14.5''	10.3''	7.7''
C-1	161 m	AR	3.4''	2.3''	1.8''	1.5''	1.0''	0.74''	0.52''	0.39''
	15 m	MRS	28.5''	19.0''	15.4''	12.4''	8.3''	6.2''	4.4''	3.3''
C-2	314 m	AR	2.3''	1.5''	1.2''	1.0''	0.67''	0.50''	0.35''	0.26''
	15 m	MRS	22.6''	15.0''	12.2''	9.8''	6.5''	4.9''	3.5''	2.6''




Technical Justification is important!



A good technical justification will not win you ALMA time - only the Scientific Justification will.


However, a poor technical justification will cause reviewers to downgrade your proposal.

Reviewers do not like ...



Inconsistencies between cover sheet, scientific justification & technical justification


- e.g., requested time / number of sources / configurations



Vast majority of time in your proposal is dominated by one (or few) source(s)

=> justify why that source is crucial or remove it

Reviewers do not like ...



Vague generalities

- “increase our understanding”
- “help to constrain models”

=> be specific!



Over the top claims

- Rosetta Stone
- Holy Grail

Reviewers do not like ...



Tiny fonts / small margins / tight line spacings
=> angers your reviewer!



Overuse of **bold** / *italics* / underline
=> if you use it, use it sparingly



Spelling mistakes, grammatical errors
=> proofread your proposal ... again

Questions? Comments?

